

designed by **Roger Webb Associates**

inspiration from **verco**

VERCO



DNA



DNA _

designed by Roger Webb Associates

The quality of a working environment helps dictate the quality of the work that's done within it.

The aesthetic sense we're all born with gives beauty and elegance the power to inspire us to invent, create and achieve. And where ergonomics complement style, then you have an environment that plays a vital role in business performance.

This is the underlying conceptual approach that led us at Verco to ask renowned designers, Roger Webb Associates to create our new DNA office furniture system.

DNA is based on a straightforward idea: that with a small number of component parts, you gain a straightforward solution to the demands of workstation design, providing a flexible, dynamic and innovative interpretation for the modern workspace.

An elegant leg frame supports a combination of worktop shapes and personal storage elements, affording clarity of thought and design in an otherwise complex environment. And when your needs change, it's easy to adapt to your changing circumstances.

It's tough and long-lasting too, but when it does reach the end of its life, more than 97% of its materials can be recycled for an exceptionally gentle environmental footprint.

DNA providing the building blocks for a healthier working life.

Its clean lines give the DNA Bench system a simple elegance that belies the exceptional sophistication of its design and engineering. Expand or reduce it in line with headcount to ensure a constant balance between your business needs and the resources to meet them.



The Bench's straightforward configuration means it's simple to create an individually tailored solution that makes every square foot work at its very hardest. Simultaneously, your people have the personal space they need to be at their best.





With the Bench, storage options are as wide and versatile as your people will ever need. The understated design is continued in the first and second level storage options which integrate with the worktops to define work territory while providing easy access storage and a privacy barrier.

The DNA 120° Workstation is already proving a highly popular means of creating a hard working but wonderfully elegant 'pod' for two to three people. Encouraging collaborative working while protecting privacy, it enables the perfect balance between co-operative functionality and individual flair.






It's the perfect alignment of form and function, no matter what desk configuration you're looking for. The infinite versatility of the aluminium leg framed desk puts a limitless range at your disposal, from the classically simple to the ultimate in personalisation. It's all in your hands.



The Spinal System _



DNA's advanced spinal system makes integral personal storage a cost-effective and easy-to-implement option within the workstation. Combining desks and storage with a clean and elegant design to create new and exciting configurations to maximise team energy and efficiency.





Invisible cabling that's easy to access and manage - it's what every IT executive, office manager and user wants. And it's what DNA's deceptively simple cable management system delivers, discreetly concealing electrical and data cabling with the option for desktop power and data management.

The Screens _



With its exceptional range of dividing screens in many sizes and styles, the DNA system enables you to build a total office furniture solution that provides the privacy needed for concentrated thought – no matter the constraints of your floor-space.



As you would expect, DNA provides a comprehensive range of stand-alone storage units for every conceivable purpose, enabling you to specify, design and realise a complete, practical working environment that's unified by its aesthetic and stylistic purity.





The Meeting Room _



We believe that style and elegance are equally important at every level of the organisation. So, as with all products in the DNA range, the choice of materials, finish and configuration means there is an appropriate table for every use and every department.

Work Surfaces

Work surfaces feature radiussed corners to soften the environment and are available in real wood veneer, laminate, MFC or glass. The veneer tops feature wood lipping and real wood veneer on a 25mm thick MDF (Medium Density Fibreboard) core with a reverse chamfered and polished edge detail. The laminate tops feature ABS lipping and a high pressure laminate surface finish on a 25mm thick MDF (Medium Density Fibreboard) core with a reverse chamfered and polished edge detail. The MFC tops feature ABS lipping with Melamine surface finish on a 25mm thick, sandwich construction E1 category, 650kg/m³ particle-board to BS 5669, with a square edge detail.

Leg Frames

Leg frames are manufactured from high pressure cast aluminium, using recycled aluminium stock, and are used in combination with Nylon adjustable feet and Steel rectangular tube rails to form a robust yet versatile framework structure. The legs are available in a hard wearing Silver (RAL 9006), or Gloss White (RAL 9003) epoxy coated finish, or with a fine, polished aluminium finish, at an extra cost. The silver and polished leg frames are fitted with black adjustable feet, while the gloss white leg frames are fitted with white adjustable feet.

The standard finish combinations are as follows:

Leg frame finish	Feet	Support rails
W - Gloss White RAL 9003	White	White RAL 9003
SV - Silver RAL 9006	Black	Silver RAL 9006
PO - Polished Aluminium	Black	Silver RAL 9006

Chrome finish rails are available at an extra cost.

Storage

DNA storage units are manufactured from a combination of 25mm and 18mm particle-board, finished either with MFC or real wood veneer and edged with ABS or real wood lippings.

All system storage cupboards are supplied empty ready to accept system internal options. Support storage units have been designed specially to support workstations or 2nd level storage units and should not be used on their own, while the free-standing storage units have been designed for independent use.

Environmental Impact

Time taken at the design stage of any new product can have an immediate and fundamental effect on that product's environmental impact. From the careful selection of materials to maximise the recycled content and to minimise both the energy and CO² footprints, to the 'end of life' recyclability of the component parts, particular consideration has been given to the environmental impact at every stage, from the design concept through to final production.

DNA is manufactured from four key materials; aluminium, steel, plastic and wood, all of which can be recycled at the end of life, thereby minimising the environmental impact that DNA will have in the future. It is calculated that the DNA desk is more than 97% recyclable at the end of life.

Standards

DNA is manufactured under the stringent Quality Assurance Standard **BS EN ISO 9001** and under the Environmental Management System **BS EN ISO 14001:2001** and is designed to conform to the following standards:

ISO 9241 Part 5	International ergonomic standards
BS 5459 Part 2 & 3	British strength and stability standards
EN 1335 Part 1 & 2	International dimensions, strength and stability standards
BS 6396	British standard for electrical safety in the workplace
BS 4875	British strength and stability standards
BS 5940	British design and dimensions standards




Tops

MFC




Edge



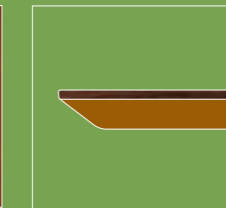
25mm particle-board core with MFC finish with ABS square edge lipping

Laminate



25mm MDF core with high pressure laminate finish with ABS lipping and a polished, reverse chamfered edge detail

Wood Veneer



25mm MDF core with real wood veneer finish with wood lipping and a polished, reverse chamfered edge detail

VERCO

VERCO Office Furniture Limited
Chapel Lane, High Wycombe
Buckinghamshire HP12 4BG

t. +44 (0) 1494 448000
f. +44 (0) 1494 464216

www.verco.co.uk
info@verco.co.uk